

The ACI logo consists of the lowercase letters 'aci' in a white, bold, sans-serif font, set against a solid blue rectangular background.

inspired workspaces

A wide-angle photograph of a modern office meeting room. A long, light-colored wooden conference table is surrounded by blue and grey upholstered chairs. The room features large windows on the right side, offering a view of an outdoor area with a building and greenery. The ceiling is equipped with circular pendant lights and a central air conditioning unit. A potted plant is placed near the windows.

# PKF SMITH COOPER PROSPECT HOUSE





## Project Scope

Strip out of existing fixtures back to CAT A fit out. Design and installation of 3 floors of corporate HQ.

The project included, Space planning, Flooring, Ceilings, Electrical, Power, Data, Feature Lighting, Tea Points, Feature Walls, WC Installations, Tiling, Gym Installation, Soft Seating, Desking, Meeting Furniture, Storage, Glazed & Solid Partitions, Manifestation and much, much more!

0 2000mm 4000mm 10000mm 20000mm 30000mm 40000mm 50000mm 60000mm

www.aci.uk.net

PKF SMITH COOPER

# CLIENT

**PARTITIONING KEY**

1	2000 X 2000 X 44	ALU	1500 X 150	WALNUT	2000 X 2000 X 44
2	2000 X 2000 X 44	ALU	1500 X 150	WALNUT	2000 X 2000 X 44
3	2000 X 2000 X 44	ALU	1500 X 150	WALNUT	2000 X 2000 X 44
4	2000 X 2000 X 44	ALU	1500 X 150	WALNUT	2000 X 2000 X 44
5	2000 X 2000 X 44	ALU	1500 X 150	WALNUT	2000 X 2000 X 44
6	2000 X 2000 X 44	ALU	1500 X 150	WALNUT	2000 X 2000 X 44
7	2000 X 2000 X 44	ALU	1500 X 150	WALNUT	2000 X 2000 X 44
8	2000 X 2000 X 44	ALU	1500 X 150	WALNUT	2000 X 2000 X 44
9	2000 X 2000 X 44	ALU	1500 X 150	WALNUT	2000 X 2000 X 44
10	2000 X 2000 X 44	ALU	1500 X 150	WALNUT	2000 X 2000 X 44
11	2000 X 2000 X 44	ALU	1500 X 150	WALNUT	2000 X 2000 X 44
12	2000 X 2000 X 44	ALU	1500 X 150	WALNUT	2000 X 2000 X 44
13	2000 X 2000 X 44	ALU	1500 X 150	WALNUT	2000 X 2000 X 44
14	2000 X 2000 X 44	ALU	1500 X 150	WALNUT	2000 X 2000 X 44
15	2000 X 2000 X 44	ALU	1500 X 150	WALNUT	2000 X 2000 X 44
16	2000 X 2000 X 44	ALU	1500 X 150	WALNUT	2000 X 2000 X 44
17	2000 X 2000 X 44	ALU	1500 X 150	WALNUT	2000 X 2000 X 44
18	2000 X 2000 X 44	ALU	1500 X 150	WALNUT	2000 X 2000 X 44
19	2000 X 2000 X 44	ALU	1500 X 150	WALNUT	2000 X 2000 X 44
20	2000 X 2000 X 44	ALU	1500 X 150	WALNUT	2000 X 2000 X 44
21	2000 X 2000 X 44	ALU	1500 X 150	WALNUT	2000 X 2000 X 44
22	2000 X 2000 X 44	ALU	1500 X 150	WALNUT	2000 X 2000 X 44
23	2000 X 2000 X 44	ALU	1500 X 150	WALNUT	2000 X 2000 X 44
24	2000 X 2000 X 44	ALU	1500 X 150	WALNUT	2000 X 2000 X 44
25	2000 X 2000 X 44	ALU	1500 X 150	WALNUT	2000 X 2000 X 44
26	2000 X 2000 X 44	ALU	1500 X 150	WALNUT	2000 X 2000 X 44
27	2000 X 2000 X 44	ALU	1500 X 150	WALNUT	2000 X 2000 X 44
28	2000 X 2000 X 44	ALU	1500 X 150	WALNUT	2000 X 2000 X 44
29	2000 X 2000 X 44	ALU	1500 X 150	WALNUT	2000 X 2000 X 44
30	2000 X 2000 X 44	ALU	1500 X 150	WALNUT	2000 X 2000 X 44
31	2000 X 2000 X 44	ALU	1500 X 150	WALNUT	2000 X 2000 X 44
32	2000 X 2000 X 44	ALU	1500 X 150	WALNUT	2000 X 2000 X 44
33	2000 X 2000 X 44	ALU	1500 X 150	WALNUT	2000 X 2000 X 44
34	2000 X 2000 X 44	ALU	1500 X 150	WALNUT	2000 X 2000 X 44
35	2000 X 2000 X 44	ALU	1500 X 150	WALNUT	2000 X 2000 X 44
36	2000 X 2000 X 44	ALU	1500 X 150	WALNUT	2000 X 2000 X 44
37	2000 X 2000 X 44	ALU	1500 X 150	WALNUT	2000 X 2000 X 44
38	2000 X 2000 X 44	ALU	1500 X 150	WALNUT	2000 X 2000 X 44
39	2000 X 2000 X 44	ALU	1500 X 150	WALNUT	2000 X 2000 X 44
40	2000 X 2000 X 44	ALU	1500 X 150	WALNUT	2000 X 2000 X 44
41	2000 X 2000 X 44	ALU	1500 X 150	WALNUT	2000 X 2000 X 44
42	2000 X 2000 X 44	ALU	1500 X 150	WALNUT	2000 X 2000 X 44
43	2000 X 2000 X 44	ALU	1500 X 150	WALNUT	2000 X 2000 X 44
44	2000 X 2000 X 44	ALU	1500 X 150	WALNUT	2000 X 2000 X 44
45	2000 X 2000 X 44	ALU	1500 X 150	WALNUT	2000 X 2000 X 44
46	2000 X 2000 X 44	ALU	1500 X 150	WALNUT	2000 X 2000 X 44
47	2000 X 2000 X 44	ALU	1500 X 150	WALNUT	2000 X 2000 X 44
48	2000 X 2000 X 44	ALU	1500 X 150	WALNUT	2000 X 2000 X 44
49	2000 X 2000 X 44	ALU	1500 X 150	WALNUT	2000 X 2000 X 44
50	2000 X 2000 X 44	ALU	1500 X 150	WALNUT	2000 X 2000 X 44
51	2000 X 2000 X 44	ALU	1500 X 150	WALNUT	2000 X 2000 X 44
52	2000 X 2000 X 44	ALU	1500 X 150	WALNUT	2000 X 2000 X 44
53	2000 X 2000 X 44	ALU	1500 X 150	WALNUT	2000 X 2000 X 44
54	2000 X 2000 X 44	ALU	1500 X 150	WALNUT	2000 X 2000 X 44
55	2000 X 2000 X 44	ALU	1500 X 150	WALNUT	2000 X 2000 X 44
56	2000 X 2000 X 44	ALU	1500 X 150	WALNUT	2000 X 2000 X 44
57	2000 X 2000 X 44	ALU	1500 X 150	WALNUT	2000 X 2000 X 44
58	2000 X 2000 X 44	ALU	1500 X 150	WALNUT	2000 X 2000 X 44
59	2000 X 2000 X 44	ALU	1500 X 150	WALNUT	2000 X 2000 X 44
60	2000 X 2000 X 44	ALU	1500 X 150	WALNUT	2000 X 2000 X 44
61	2000 X 2000 X 44	ALU	1500 X 150	WALNUT	2000 X 2000 X 44
62	2000 X 2000 X 44	ALU	1500 X 150	WALNUT	2000 X 2000 X 44
63	2000 X 2000 X 44	ALU	1500 X 150	WALNUT	2000 X 2000 X 44
64	2000 X 2000 X 44	ALU	1500 X 150	WALNUT	2000 X 2000 X 44
65	2000 X 2000 X 44	ALU	1500 X 150	WALNUT	2000 X 2000 X 44
66	2000 X 2000 X 44	ALU	1500 X 150	WALNUT	2000 X 2000 X 44
67	2000 X 2000 X 44	ALU	1500 X 150	WALNUT	2000 X 2000 X 44
68	2000 X 2000 X 44	ALU	1500 X 150	WALNUT	2000 X 2000 X 44
69	2000 X 2000 X 44	ALU	1500 X 150	WALNUT	2000 X 2000 X 44
70	2000 X 2000 X 44	ALU	1500 X 150	WALNUT	2000 X 2000 X 44
71	2000 X 2000 X 44	ALU	1500 X 150	WALNUT	2000 X 2000 X 44
72	2000 X 2000 X 44	ALU	1500 X 150	WALNUT	2000 X 2000 X 44
73	2000 X 2000 X 44	ALU	1500 X 150	WALNUT	2000 X 2000 X 44
74	2000 X 2000 X 44	ALU	1500 X 150	WALNUT	2000 X 2000 X 44
75	2000 X 2000 X 44	ALU	1500 X 150	WALNUT	2000 X 2000 X 44
76	2000 X 2000 X 44	ALU	1500 X 150	WALNUT	2000 X 2000 X 44
77	2000 X 2000 X 44	ALU	1500 X 150	WALNUT	2000 X 2000 X 44
78	2000 X 2000 X 44	ALU	1500 X 150	WALNUT	2000 X 2000 X 44
79	2000 X 2000 X 44	ALU	1500 X 150	WALNUT	2000 X 2000 X 44
80	2000 X 2000 X 44	ALU	1500 X 150	WALNUT	2000 X 2000 X 44
81	2000 X 2000 X 44	ALU	1500 X 150	WALNUT	2000 X 2000 X 44
82	2000 X 2000 X 44	ALU	1500 X 150	WALNUT	2000 X 2000 X 44
83	2000 X 2000 X 44	ALU	1500 X 150	WALNUT	2000 X 2000 X 44
84	2000 X 2000 X 44	ALU	1500 X 150	WALNUT	2000 X 2000 X 44
85	2000 X 2000 X 44	ALU	1500 X 150	WALNUT	2000 X 2000 X 44
86	2000 X 2000 X 44	ALU	1500 X 150	WALNUT	2000 X 2000 X 44
87	2000 X 2000 X 44	ALU	1500 X 150	WALNUT	2000 X 2000 X 44
88	2000 X 2000 X 44	ALU	1500 X 150	WALNUT	2000 X 2000 X 44
89	2000 X 2000 X 44	ALU	1500 X 150	WALNUT	2000 X 2000 X 44
90	2000 X 2000 X 44	ALU	1500 X 150	WALNUT	2000 X 2000 X 44
91	2000 X 2000 X 44	ALU	1500 X 150	WALNUT	2000 X 2000 X 44
92	2000 X 2000 X 44	ALU	1500 X 150	WALNUT	2000 X 2000 X 44
93	2000 X 2000 X 44	ALU	1500 X 150	WALNUT	2000 X 2000 X 44
94	2000 X 2000 X 44	ALU	1500 X 150	WALNUT	2000 X 2000 X 44
95	2000 X 2000 X 44	ALU	1500 X 150	WALNUT	2000 X 2000 X 44
96	2000 X 2000 X 44	ALU	1500 X 150	WALNUT	2000 X 2000 X 44
97	2000 X 2000 X 44	ALU	1500 X 150	WALNUT	2000 X 2000 X 44
98	2000 X 2000 X 44	ALU	1500 X 150	WALNUT	2000 X 2000 X 44
99	2000 X 2000 X 44	ALU	1500 X 150	WALNUT	2000 X 2000 X 44
100	2000 X 2000 X 44	ALU	1500 X 150	WALNUT	2000 X 2000 X 44

**DOOR SCHEDULE FOR GROUND FLOOR**

ALL GLASS DOORS TO BE MANUFACTURED IN ACCORDANCE WITH BS EN 12242

DOOR REF	TYPE	SIZE W X H X D	FRAME TYPE	GLASS	FINISH	NOTES
GF.D.01	S	826 X 2700 X 44	ALU	1500 X 150	WALNUT	GLASS DOOR TO MEET MULLION
GF.D.02	S	826 X 2700 X 44	ALU	1500 X 150	WALNUT	GLASS DOOR TO MEET MULLION
GF.D.03	S	826 X 2700 X 44	ALU	1500 X 150	WALNUT	GLASS DOOR TO MEET MULLION
GF.D.04	S	826 X 2700 X 44	ALU	1500 X 150	WALNUT	GLASS DOOR TO MEET MULLION
GF.D.05	S	826 X 2700 X 44	ALU	1500 X 150	WALNUT	GLASS DOOR TO MEET MULLION
GF.D.06	S	826 X 2700 X 44	ALU	1500 X 150	WALNUT	GLASS DOOR TO MEET MULLION
GF.D.07	S	826 X 2700 X 44	ALU	1500 X 150	WALNUT	GLASS DOOR TO MEET MULLION
GF.D.08	S	826 X 2700 X 44	ALU	1500 X 150	WALNUT	GLASS DOOR TO MEET MULLION
GF.D.09	S	826 X 2700 X 44	ALU	1500 X 150	WALNUT	GLASS DOOR TO MEET MULLION
GF.D.10	S	826 X 2700 X 44	ALU	1500 X 150	WALNUT	GLASS DOOR TO MEET MULLION
GF.D.11	S	826 X 2700 X 44	ALU	1500 X 150	WALNUT	GLASS DOOR TO MEET MULLION
GF.D.12	S	826 X 2700 X 44	ALU	1500 X 150	WALNUT	GLASS DOOR TO MEET MULLION
GF.D.13	S	826 X 2700 X 44	ALU	1500 X 150	WALNUT	GLASS DOOR TO MEET MULLION

REV	DATE	DESCRIPTION	BY	CHECKED
A	2/6/22	Amended lighting arrangement	SMC	JW
REV	DATE	DESCRIPTION	BY	CHECKED
B	2/6/22	Amended lighting arrangement	SMC	JW

**aci**

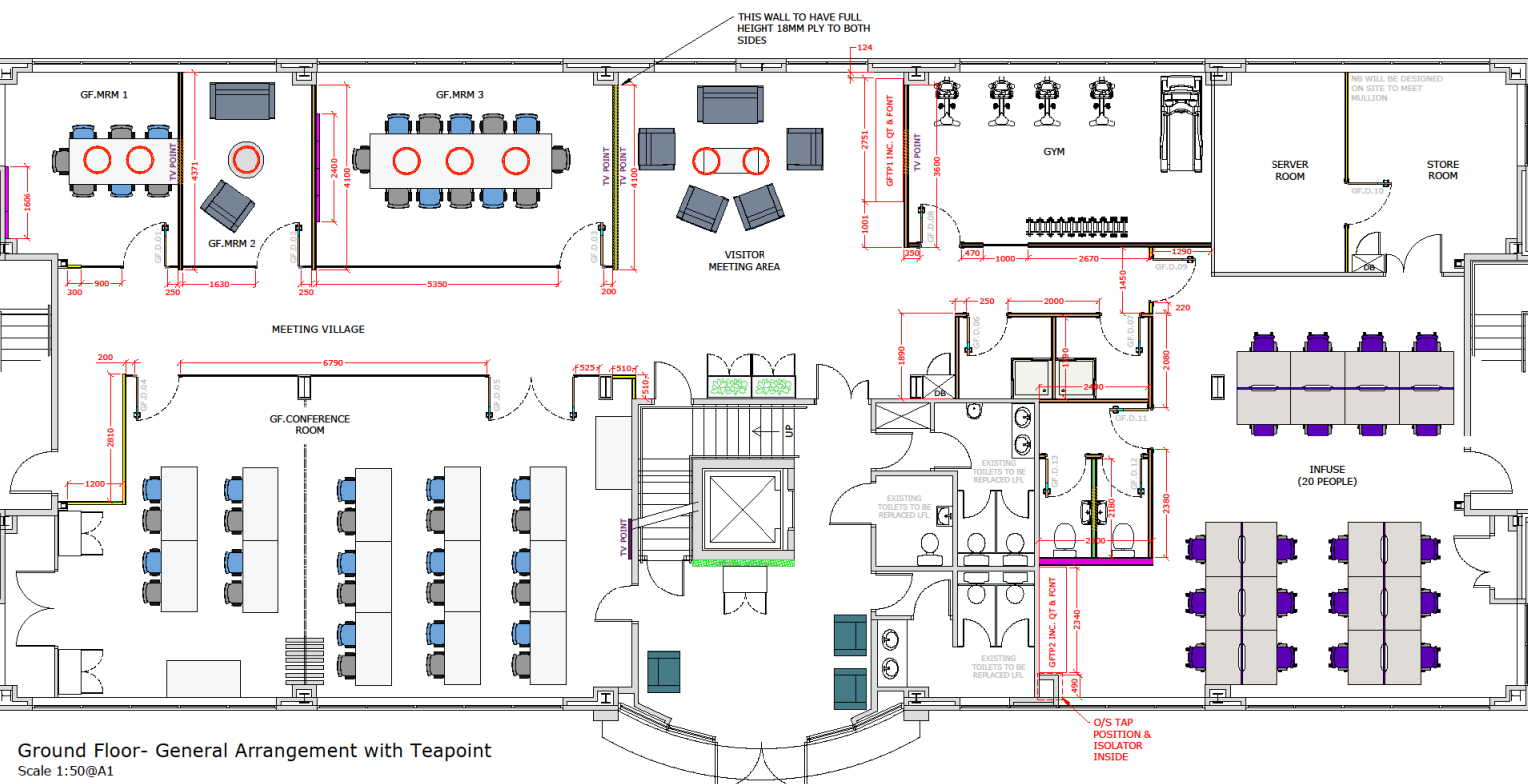
Inspired workspaces

Pear Tree Yard, Town Street, Sandiacre, Nottingham, NG10 2DU

Tel: 0845 241 6722 : Fax: 0845 241 6723

info@aci.uk.net : www.aci.uk.net

CLIENT	PKF SMITH COOPER
ADDRESS	PROSPECT HOUSE PROSPECT PLACE PRIDE PARK DERBY
PROJECT	GENERAL ARRANGEMENT WITH TEAPONT
DRAWN BY	SMC
SIZE / SCALE	A1 / 1:50
DRAWING NO.	FLOOR
REV	A
ISSUE DATE	11.05.2022



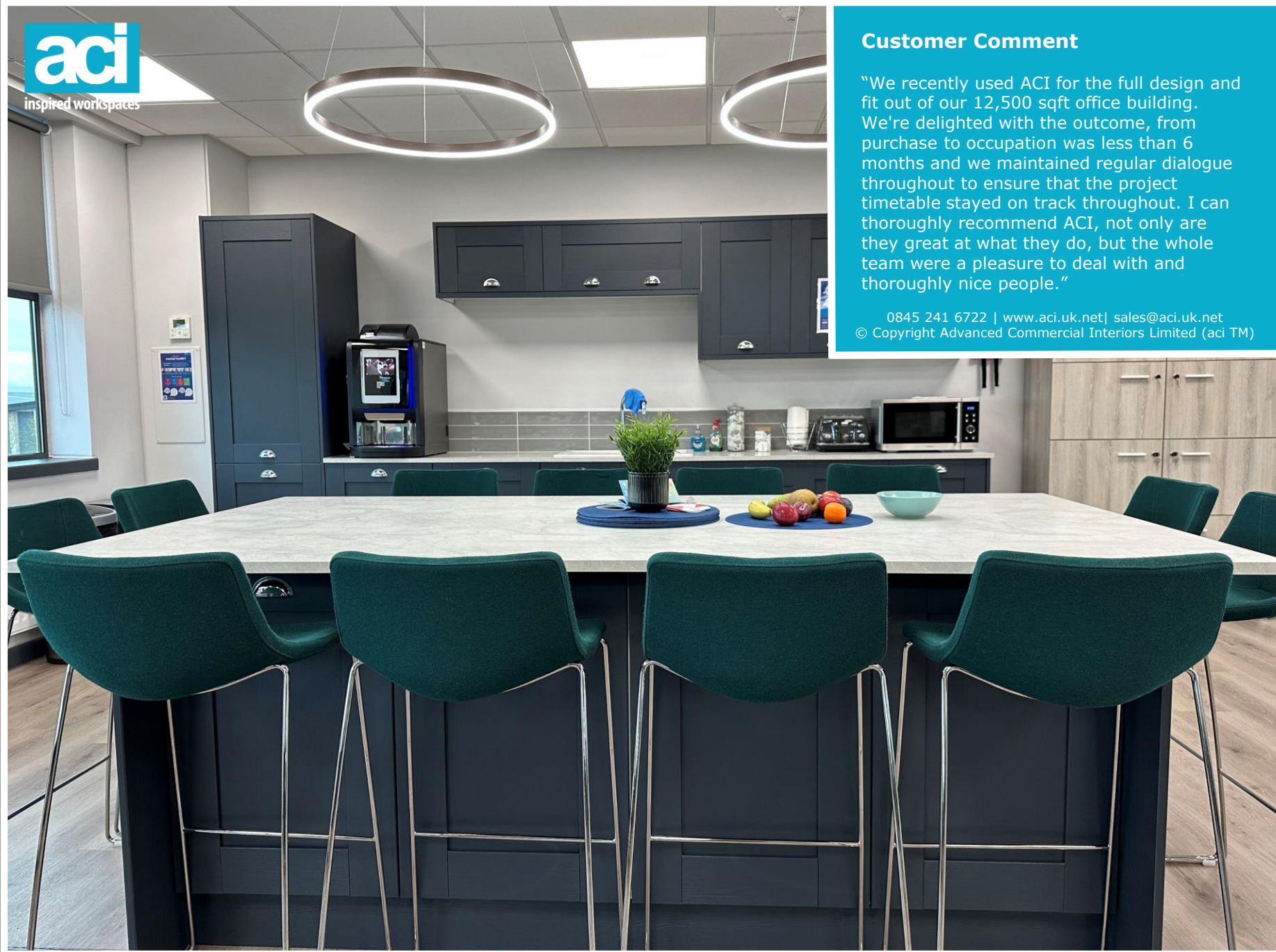
Ground Floor- General Arrangement with Teapoint  
Scale 1:50@A1











## Customer Comment

"We recently used ACI for the full design and fit out of our 12,500 sqft office building. We're delighted with the outcome, from purchase to occupation was less than 6 months and we maintained regular dialogue throughout to ensure that the project timetable stayed on track throughout. I can thoroughly recommend ACI, not only are they great at what they do, but the whole team were a pleasure to deal with and thoroughly nice people."

0845 241 6722 | [www.aci.uk.net](http://www.aci.uk.net) | [sales@aci.uk.net](mailto:sales@aci.uk.net)  
© Copyright Advanced Commercial Interiors Limited (aci TM)





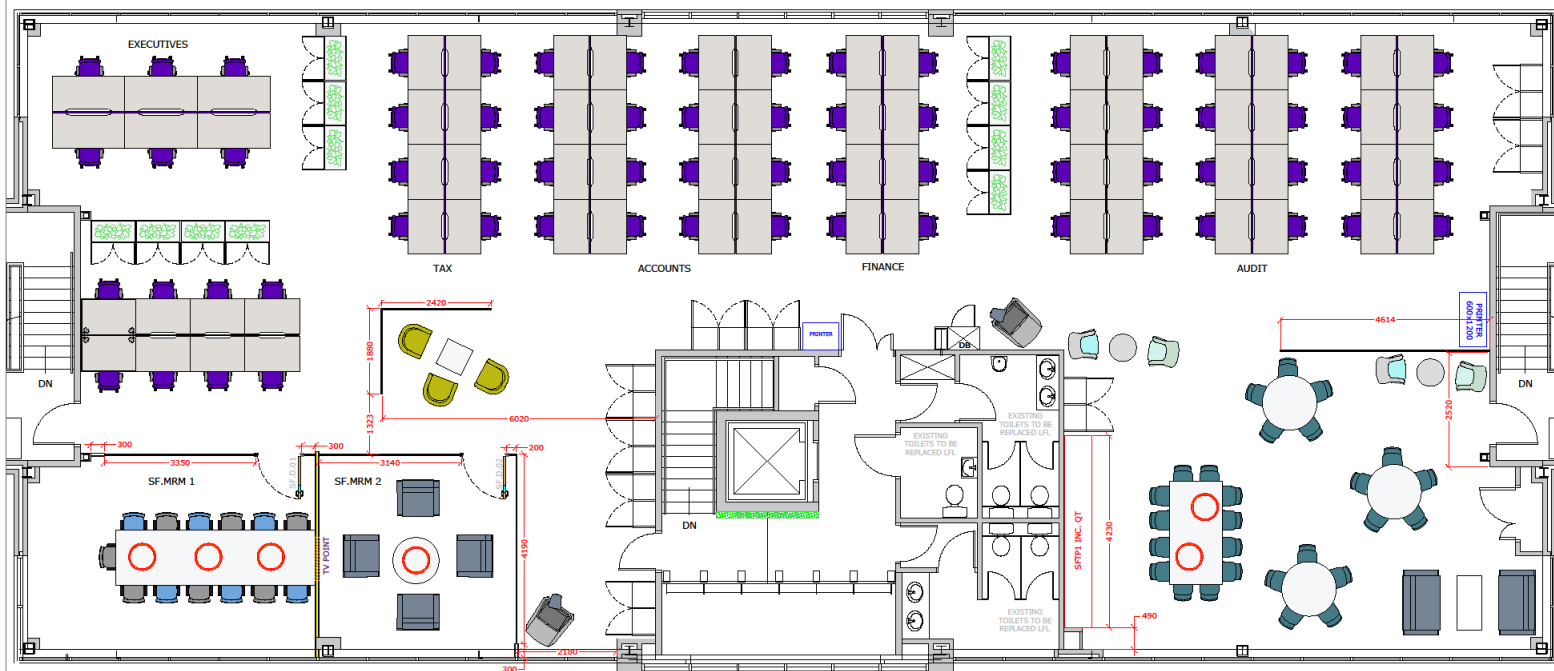
CLIENT

**PARTITIONING KEY**

1	2000mm x 2000mm	2000mm x 2000mm	2000mm x 2000mm
2	2000mm x 2000mm	2000mm x 2000mm	2000mm x 2000mm
3	2000mm x 2000mm	2000mm x 2000mm	2000mm x 2000mm
4	2000mm x 2000mm	2000mm x 2000mm	2000mm x 2000mm
5	2000mm x 2000mm	2000mm x 2000mm	2000mm x 2000mm
6	2000mm x 2000mm	2000mm x 2000mm	2000mm x 2000mm
7	2000mm x 2000mm	2000mm x 2000mm	2000mm x 2000mm
8	2000mm x 2000mm	2000mm x 2000mm	2000mm x 2000mm
9	2000mm x 2000mm	2000mm x 2000mm	2000mm x 2000mm
10	2000mm x 2000mm	2000mm x 2000mm	2000mm x 2000mm
11	2000mm x 2000mm	2000mm x 2000mm	2000mm x 2000mm
12	2000mm x 2000mm	2000mm x 2000mm	2000mm x 2000mm
13	2000mm x 2000mm	2000mm x 2000mm	2000mm x 2000mm
14	2000mm x 2000mm	2000mm x 2000mm	2000mm x 2000mm
15	2000mm x 2000mm	2000mm x 2000mm	2000mm x 2000mm
16	2000mm x 2000mm	2000mm x 2000mm	2000mm x 2000mm
17	2000mm x 2000mm	2000mm x 2000mm	2000mm x 2000mm
18	2000mm x 2000mm	2000mm x 2000mm	2000mm x 2000mm
19	2000mm x 2000mm	2000mm x 2000mm	2000mm x 2000mm
20	2000mm x 2000mm	2000mm x 2000mm	2000mm x 2000mm
21	2000mm x 2000mm	2000mm x 2000mm	2000mm x 2000mm
22	2000mm x 2000mm	2000mm x 2000mm	2000mm x 2000mm
23	2000mm x 2000mm	2000mm x 2000mm	2000mm x 2000mm
24	2000mm x 2000mm	2000mm x 2000mm	2000mm x 2000mm
25	2000mm x 2000mm	2000mm x 2000mm	2000mm x 2000mm
26	2000mm x 2000mm	2000mm x 2000mm	2000mm x 2000mm
27	2000mm x 2000mm	2000mm x 2000mm	2000mm x 2000mm
28	2000mm x 2000mm	2000mm x 2000mm	2000mm x 2000mm
29	2000mm x 2000mm	2000mm x 2000mm	2000mm x 2000mm
30	2000mm x 2000mm	2000mm x 2000mm	2000mm x 2000mm
31	2000mm x 2000mm	2000mm x 2000mm	2000mm x 2000mm
32	2000mm x 2000mm	2000mm x 2000mm	2000mm x 2000mm
33	2000mm x 2000mm	2000mm x 2000mm	2000mm x 2000mm
34	2000mm x 2000mm	2000mm x 2000mm	2000mm x 2000mm
35	2000mm x 2000mm	2000mm x 2000mm	2000mm x 2000mm
36	2000mm x 2000mm	2000mm x 2000mm	2000mm x 2000mm
37	2000mm x 2000mm	2000mm x 2000mm	2000mm x 2000mm
38	2000mm x 2000mm	2000mm x 2000mm	2000mm x 2000mm
39	2000mm x 2000mm	2000mm x 2000mm	2000mm x 2000mm
40	2000mm x 2000mm	2000mm x 2000mm	2000mm x 2000mm
41	2000mm x 2000mm	2000mm x 2000mm	2000mm x 2000mm
42	2000mm x 2000mm	2000mm x 2000mm	2000mm x 2000mm
43	2000mm x 2000mm	2000mm x 2000mm	2000mm x 2000mm
44	2000mm x 2000mm	2000mm x 2000mm	2000mm x 2000mm
45	2000mm x 2000mm	2000mm x 2000mm	2000mm x 2000mm
46	2000mm x 2000mm	2000mm x 2000mm	2000mm x 2000mm
47	2000mm x 2000mm	2000mm x 2000mm	2000mm x 2000mm
48	2000mm x 2000mm	2000mm x 2000mm	2000mm x 2000mm
49	2000mm x 2000mm	2000mm x 2000mm	2000mm x 2000mm
50	2000mm x 2000mm	2000mm x 2000mm	2000mm x 2000mm
51	2000mm x 2000mm	2000mm x 2000mm	2000mm x 2000mm
52	2000mm x 2000mm	2000mm x 2000mm	2000mm x 2000mm
53	2000mm x 2000mm	2000mm x 2000mm	2000mm x 2000mm
54	2000mm x 2000mm	2000mm x 2000mm	2000mm x 2000mm
55	2000mm x 2000mm	2000mm x 2000mm	2000mm x 2000mm
56	2000mm x 2000mm	2000mm x 2000mm	2000mm x 2000mm
57	2000mm x 2000mm	2000mm x 2000mm	2000mm x 2000mm
58	2000mm x 2000mm	2000mm x 2000mm	2000mm x 2000mm
59	2000mm x 2000mm	2000mm x 2000mm	2000mm x 2000mm
60	2000mm x 2000mm	2000mm x 2000mm	2000mm x 2000mm
61	2000mm x 2000mm	2000mm x 2000mm	2000mm x 2000mm
62	2000mm x 2000mm	2000mm x 2000mm	2000mm x 2000mm
63	2000mm x 2000mm	2000mm x 2000mm	2000mm x 2000mm
64	2000mm x 2000mm	2000mm x 2000mm	2000mm x 2000mm
65	2000mm x 2000mm	2000mm x 2000mm	2000mm x 2000mm
66	2000mm x 2000mm	2000mm x 2000mm	2000mm x 2000mm
67	2000mm x 2000mm	2000mm x 2000mm	2000mm x 2000mm
68	2000mm x 2000mm	2000mm x 2000mm	2000mm x 2000mm
69	2000mm x 2000mm	2000mm x 2000mm	2000mm x 2000mm
70	2000mm x 2000mm	2000mm x 2000mm	2000mm x 2000mm
71	2000mm x 2000mm	2000mm x 2000mm	2000mm x 2000mm
72	2000mm x 2000mm	2000mm x 2000mm	2000mm x 2000mm
73	2000mm x 2000mm	2000mm x 2000mm	2000mm x 2000mm
74	2000mm x 2000mm	2000mm x 2000mm	2000mm x 2000mm
75	2000mm x 2000mm	2000mm x 2000mm	2000mm x 2000mm
76	2000mm x 2000mm	2000mm x 2000mm	2000mm x 2000mm
77	2000mm x 2000mm	2000mm x 2000mm	2000mm x 2000mm
78	2000mm x 2000mm	2000mm x 2000mm	2000mm x 2000mm
79	2000mm x 2000mm	2000mm x 2000mm	2000mm x 2000mm
80	2000mm x 2000mm	2000mm x 2000mm	2000mm x 2000mm
81	2000mm x 2000mm	2000mm x 2000mm	2000mm x 2000mm
82	2000mm x 2000mm	2000mm x 2000mm	2000mm x 2000mm
83	2000mm x 2000mm	2000mm x 2000mm	2000mm x 2000mm
84	2000mm x 2000mm	2000mm x 2000mm	2000mm x 2000mm
85	2000mm x 2000mm	2000mm x 2000mm	2000mm x 2000mm
86	2000mm x 2000mm	2000mm x 2000mm	2000mm x 2000mm
87	2000mm x 2000mm	2000mm x 2000mm	2000mm x 2000mm
88	2000mm x 2000mm	2000mm x 2000mm	2000mm x 2000mm
89	2000mm x 2000mm	2000mm x 2000mm	2000mm x 2000mm
90	2000mm x 2000mm	2000mm x 2000mm	2000mm x 2000mm
91	2000mm x 2000mm	2000mm x 2000mm	2000mm x 2000mm
92	2000mm x 2000mm	2000mm x 2000mm	2000mm x 2000mm
93	2000mm x 2000mm	2000mm x 2000mm	2000mm x 2000mm
94	2000mm x 2000mm	2000mm x 2000mm	2000mm x 2000mm
95	2000mm x 2000mm	2000mm x 2000mm	2000mm x 2000mm
96	2000mm x 2000mm	2000mm x 2000mm	2000mm x 2000mm
97	2000mm x 2000mm	2000mm x 2000mm	2000mm x 2000mm
98	2000mm x 2000mm	2000mm x 2000mm	2000mm x 2000mm
99	2000mm x 2000mm	2000mm x 2000mm	2000mm x 2000mm
100	2000mm x 2000mm	2000mm x 2000mm	2000mm x 2000mm

**DOOR SCHEDULE FOR SECOND FLOOR**

DOOR REF	TYPE	SIZE W X H X D	FRAME TYPE	VP	FINISH	REMARKS
SF.D.01	S	926 X 2700 X 44	ALU	N/A	WALNUT	DOOR TO SF.D.02
SF.D.02	S	926 X 2700 X 44	ALU	1500 X 150	WALNUT	DOOR TO SF.D.01



Second Floor - General Arrangement with Teapoint  
Scale 1:50@A1

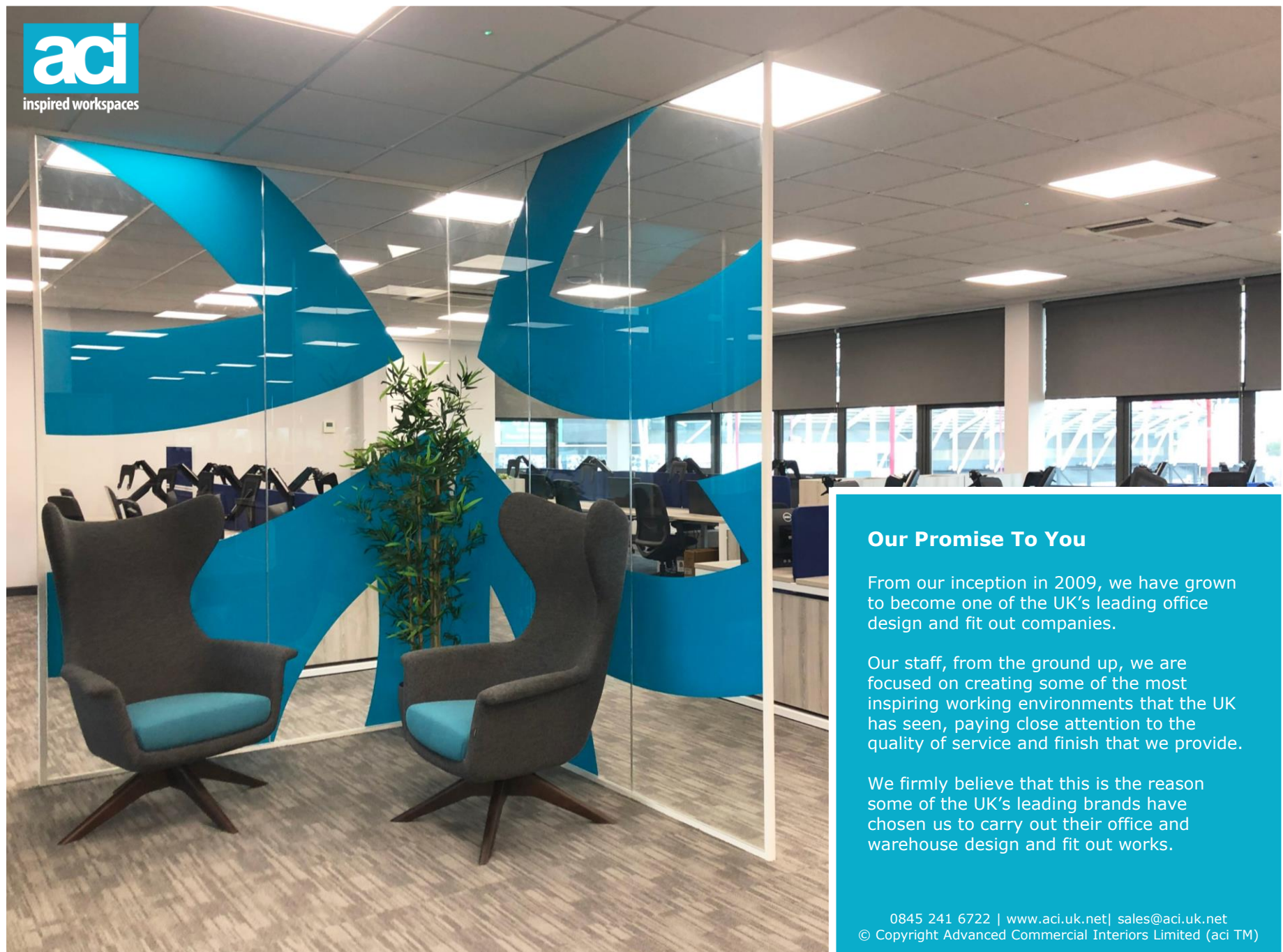
REV	DATE	DETAIL	CHK	CKD
1	02/08/22	Update to lighting arrangement	SMC	JW
2	16/05/22	Update to furniture and door schedule added	SMC	RT

**aci**  
Inspired workspaces  
Pear Tree Yard, Town Street, Sandiacre,  
Nottingham, NG10 2DU  
Tel: 0845 241 6722 : Fax: 0845 241 6723  
info@aci.uk.net : www.aci.uk.net

CLIENT	PKF SMITH COOPER
ADDRESS	PROSPECT HOUSE PROSPECT PLACE PRIDE PARK DERBY
PROJECT	GENERAL ARRANGEMENT WITH TEAPPOINTS
DRAWN BY	SMC / SCALE A1 / 1:50

DRAWING NO.	FLOOR	REV	ISSUE DATE
Q21-4444-01-SF	SF	B	11.05.2022





## Our Promise To You

From our inception in 2009, we have grown to become one of the UK's leading office design and fit out companies.

Our staff, from the ground up, we are focused on creating some of the most inspiring working environments that the UK has seen, paying close attention to the quality of service and finish that we provide.

We firmly believe that this is the reason some of the UK's leading brands have chosen us to carry out their office and warehouse design and fit out works.